



### Organizer

Charité – Universitätsmedizin Berlin  
 Berlin Simulation- and Training Center | BeST  
 Philippstraße 11, 10115 Berlin

### Faculty

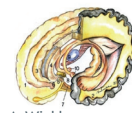
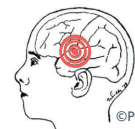
Univ. Prof. Dr. Peter A. Winkler (Course Director)  
 Prof. Dr. Peter Vajkoczy (Chairman)  
 Prof. Dr. Thomas Picht (Professor of Digital Neurosurgery)  
 PD Dr. Thomas Jöns (Head of the BeST-CAT)

### Venue

Dissection Hall and Seminar Room, BeST-CAT  
 Campus Charité Mitte, Philippstraße 11, 10115 Berlin  
 ● Wilhelm-Waldeyer Haus (Center for Anatomy)

Sunday, December 8, 2024

- 08.00 **K | Subfrontal Approach and Maximal Exposure including Cranial Nerves I – III, Liljequist-Membrane and the Basilar Artery**  
*Hands-on* - Pau Capilla-Guasch and Peter A. Winkler
- 11.00 Break
- 11.30 **L | Cerebral Venous System and Surgical Implications**  
*Lecture and Anatomical Demonstration* - Florian Ebner and Peter A. Winkler
- 12.30 **M | Functional Anatomy of White Matter and Tracts**  
*Lecture and Anatomical Demonstration on Performed Specimens* - Peter A. Winkler
- 01.30 **End, Course Evaluation and Delivery of the Certificates.**

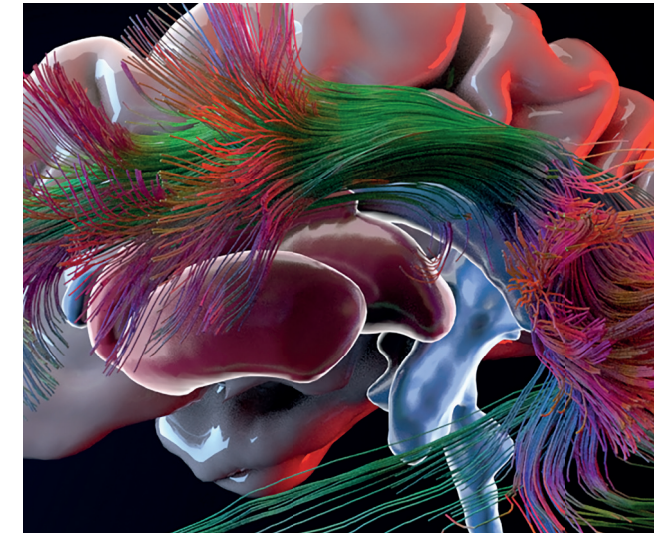


Registration

<https://tinyurl.com/27sc72xx>



Have a look  
 at our course  
 in action here



**3rd Berlin  
 Comprehensive  
 Hands-on Course**

Anatomical Basis for Neurosurgery

December 06 – 08, 2024

Impressum: Charité – Universitätsmedizin Berlin | Charitéplatz 1 | 10117 Berlin  
 Berlin Simulation- and Training Center | ZMD | Fotos: ©Charité | 06/2024

## Dear young Neurosurgeons and esteemed Colleagues

we cordially invite you to participate in our highly anticipated third hands-on course, "Anatomical Basics of Neurosurgery," taking place from December 6th to 8th, 2024, at the prestigious Berlin Simulation and Training Center (BeST) of the renowned Charité University Hospital.

This unique course embraces an innovative approach, aiming to provide an unparalleled learning experience that seamlessly integrates intricate neuroanatomical theory with practical, hands-on exploration.

Over the course of three comprehensive days, you will engage in a transformative microneurosurgical neuroanatomical training program.

Building upon the success of Prof. Dr. Peter A. Winkler's acclaimed Salzburg Anatomy Course with human specimens, we have further enhanced the learning environment. Our state-of-the-art 4K3D presentation technology will be employed, augmented by a groundbreaking fixation technique that allows for real-time and comprehensive exploration of neuroanatomical structures, even after craniotomy and dural opening.

We are thrilled to provide you with an instructive and captivating experience, filled with valuable insights and stimulating discussions. Join us this December in the vibrant city of Berlin and embark on a remarkable journey that will deepen your understanding of neurosurgery's anatomical foundations.

Wishing you enriching and captivating days with us in Berlin!

Course Director: Univ. Prof. Dr. Peter A. Winkler  
Chairman: Prof. Dr. Peter Vajkoczy

# Program

## Friday, December 6, 2024

- 08.00 **Registration and Welcome Reception**
- 08.45 **Introduction** · Prof. Dr. Peter Vajkoczy, Chairman  
**Opening** · Prof. Dr. Peter A. Winkler, Course Director
- 09.00 **A | Craniocerebral Topography of Hemispheres and Lateral Ventricles**  
*Lecture & Hands-on* · Peter A. Winkler
- 10.00 **B | Pterional and Temporal Approaches to the Sylvian Fissure and Basal Cisterns**  
*Hands-on* · Peter Vajkoczy and Peter A. Winkler
- 11.30 **C | Splitting of the Sylvian Fissure – the Way to the Carotid Artery**  
*Lecture & Anatomical Demonstration*  
· Andreas Raabe
- 01.00 Lunch
- 02.00 **D | Temporomesial Region and Related Approaches – Cisterna Ambiens – Lateral Brain Stem**  
*Lecture and Hands-on: Visualization of the Different Approaches to the Temporomesial Region and Study of the Anatomy around the Brain Stem & Case Discussion* · Julia Onken and Peter A. Winkler
- 04.00 **E | Approaches to Midline Structures and III. Ventricle**  
*Lecture and Hands-on* · Peter A. Winkler
- 06:00 **Evening at Leisure in Berlin**



## Saturday, December 7, 2024

- 08.00 **F | Skull Base and Related Structures**  
*Lecture and Anatomical 3D-Demonstration*  
· Peter A. Winkler
- 09.00 **G | Brainstem and Related Approaches**  
Retrosigmoidal approach – Subtemporal without and with anterior petrosectomy – Median suboccipital approach – Posterolateral ("far lateral") approach – Telovelar approach – see below.  
*Lecture and Hands-on* · Michael Bruneau, Froelich Sebastián, Pau Capilla-Guasch and Peter A. Winkler
- 12.00 Lunch
- 01.00 **H | Cerebellum and Related Approaches**  
Horizontal fissure - Median suboccipital approaches with lateral enlargement and telovelar approach  
*Lecture and Hands-on* · Peter A. Winkler
- 03.00 **I | Supra- and Infratentorial Exploration of the Pineal Region**  
*Lecture and Hands-on* · Pau Capilla-Guasch and Peter A. Winkler
- 05.00 **J | Parietooccipital Region and Atrium Ventriculi**  
*Lecture and Hands-on* · Pau Capilla-Guasch, Valencia and Peter A. Winkler
- 08.00 **Working Dinner together in Berlin Restaurant Habel.**